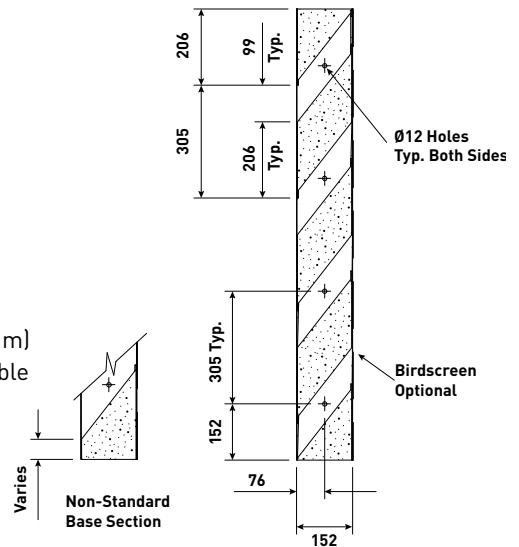
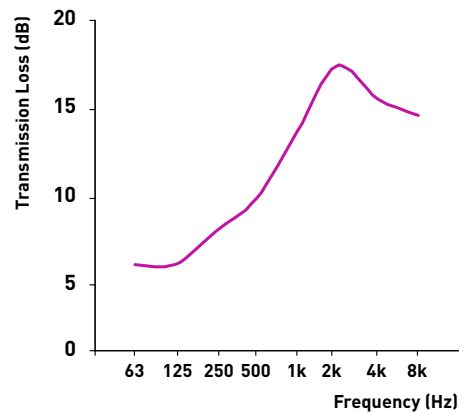


**Weight** 30kg/m<sup>2</sup>      **Module Width** 300 - 1800mm  
**Standard Module Height** 305mm minimum,  
 (increasing increments of 305mm)  
 Intermediate heights are available



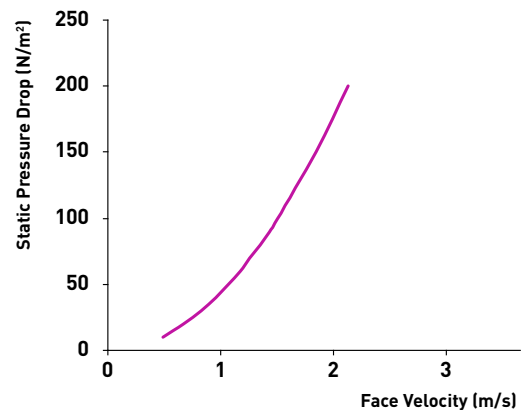
**Acoustic Performance**

Octave Band Centre Frequency (Hz)	63	125	250	500	1k	2k	4k	8k
Transmission Loss (dB)	6	6	8	10	14	18	16	15
Acoustic Rating	<b>R<sub>w</sub>15dB / D<sub>new</sub>21dB</b>							



**Aerodynamic Performance**

Static Pressure Drop (N/m <sup>2</sup> )	10	20	30	40	50	60	70	80	90	100
Face Velocity (m/s)	0.53	0.73	0.90	1.04	1.16	1.28	1.37	1.47	1.56	1.64
Nominal Free Area	32%*      * Average over louvre depth									
Aerodynamic Coefficient	<b>61.93k</b>									



**Acoustic Louvred Doors**

- Single and double doors are available in the SL-150 louvre range
- See page 22 for further details

Errors and Omissions Excepted (E&OE).