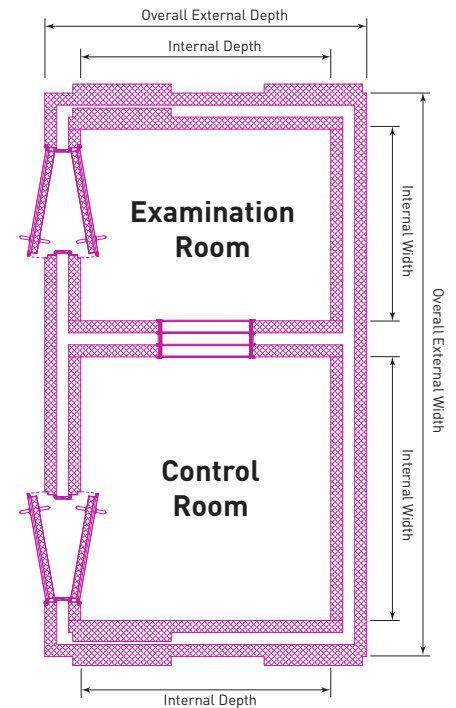
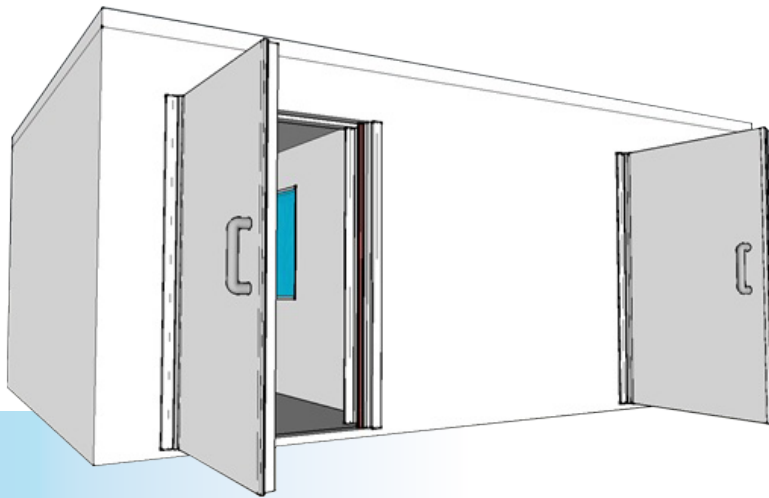


Specification and Dimensional Data Sheet

120act Series Audiometric Booth with Control Room

IAC Acoustics
 IAC House, Moorside Road, Winchester
 Hampshire, SO23 7US, United Kingdom
 T: +44 (0) 1962 873 000
www.iac-acoustics.com



Room Details

Two single layer rooms with an outer enclosure of 102mm panels to provide a double walled construction.

- Provides examination room and control / observation room
- Connecting window provided between the two rooms
- All other details as per IAC's 120a series booths

Model	Exam. Room Internal Dimensions (mm)			Control Room Internal Dimensions (mm)			Complete External Dimensions (mm)			Total Unit Weight (kg)
	Width	Depth	Height	Width	Depth	Height	Width	Depth	Height	
120act-1	1882	1879	1995	1067	1879	1995	3861	2487	2349	2522
120act-2	2136	2134	1995	1422	2133	1995	4470	2742	2349	3077
120act-3	2593	2591	1995	2083	2590	1995	5588	3199	2349	4204
120act-4	2848	2997	1995	2438	2997	1995	6198	3605	2349	5074

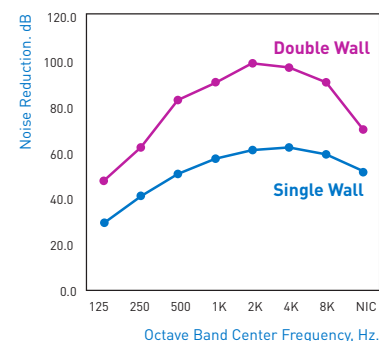
Noise Reduction & Sound Absorption

Noise Reduction*: The minimum allowable noise reduction of completely assembled rooms, as tested in accordance with ASTM Standards in a recognised independent and approved laboratory, as shown in the table below.

Sound Absorption: The composite sheet metal and sound absorbing assembly shall have a sound absorption coefficient based on laboratory tests in accordance with ASTM C423-77 as shown in the table below.

	Octave Band Centre Frequency (Hz)							NIC
	125	250	500	1k	2k	4k	8k	
Noise Reduction (dB) for Double Wall Booths	47	62	83	91	99	97	91	70
Sound Absorption Coefficient	0.49	0.37	0.83	0.96	0.99	1.0	-	

Noise-reduction measurements shall be made in accordance with the following ASTM Designations: E596 and, where applicable, portions of E90 and E336.
 * Defined as the measured difference between the sound pressure levels in a reverberant room, outside the booth and inside the booth.



Specification and Dimensional Data Sheet

120act Series Audiometric Booth with Control Room

IAC Acoustics

IAC House, Moorside Road, Winchester
Hampshire, SO23 7US, United Kingdom
T: +44 (0) 1962 873 000
www.iac-acoustics.com

Roof & Wall Construction

Roofs and walls are constructed from standard IAC Noise-Lock® 2 acoustic panels, 102mm thick. Average weights are no less than 50kg/m².

Floor Construction

IAC Acousti-flote™ floors shall be 50mm high and structurally reinforced. All floors are carpeted. Average weights are no less than 90kg/m². Floors float on properly loaded vibration isolators rated for a natural frequency of 6.5Hz for maximum elimination of structural noise.

Acoustic Infill

Floor, wall, door and roof panels shall be sound retardant, absorbing, inert, mildew resistant and vermin proof. Heat transfer factor shall be no more than 0.397W/m²°C.

Door Construction

IAC Noise-lock®, flush fitting doors with twin magnetic seals, cam lift hinges and pull handles shall be provided with a clear opening of 838mm wide x 1857mm high.

Wall & Roof Panel 'H' Joiners

Wall and roof panels shall be acoustically and structurally joined together by IAC 'H' joiners, to maintain the acoustic integrity of the booth.

Window Construction

Windows shall be 750mm x 600mm (sizes may vary in some orientations), using sealed double glazed assemblies within profiled steel frames.

Jack Panel

Jack panel comprising of nine 6.4mm three-pole jack sockets and one Type A USB connector shall be provided below the window. The panel shall be designed and installed to preserve the acoustic integrity of the booth.

Electrical

All booths are provided with lighting operated from an adjacent switch. A separate switch will control the ventilation system. Power operation 240 volt, 50Hz. (All cable supplied by others).

Ventilation

All models shall have the ventilation system roof or wall mounted and be operated in conjunction with special ventilation panels. A further 370mm should be added to the height, width or depth of the booth, depending on the location of the system.

Finish

All booths are supplied in a factory finish polyester powder coated condition. Colour: RAL 9002 (grey/white). All floors are covered in an anti-static carpet, colour: Light blue.

Optional Extras (additional costs apply)

- Acoustic double glazed vision panel within door (150mm x 600mm high)
- Emergency light pack
- Internal power sockets
- RF and electrostatic shielding
- Fabric covering to internal walls
- Special connection panels, cut-outs
- Increased clear opening width doors (where possible)
- One-way window viewing film
- High frequency fluorescent lights
- Additional colour options are available for all panels and doors
- Power filters