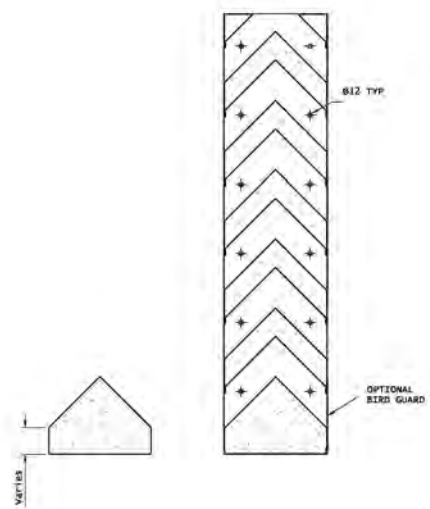
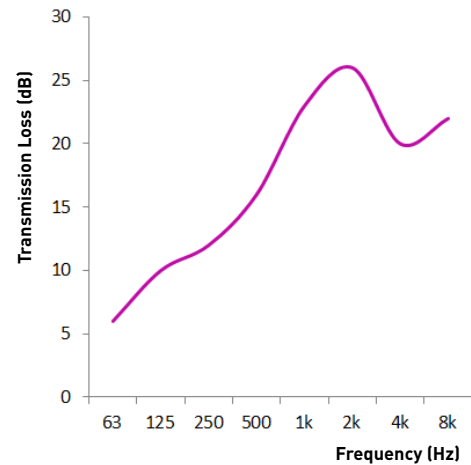


Weight 50kg/m² **Module Width** 300 - 1800mm
Standard Module Height 610mm minimum,
 (increasing increments of 305mm)
 Intermediate heights are available



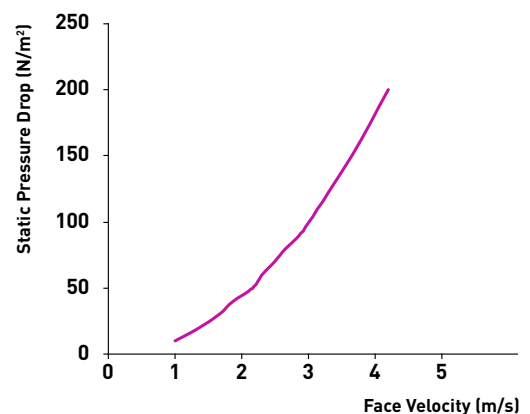
Acoustic Performance

Octave Band Centre Frequency (Hz)	63	125	250	500	1k	2k	4k	8k
Transmission Loss (dB)	6	10	12	16	23	26	20	22
Acoustic Rating	R_w 21dB							



Aerodynamic Performance

Static Pressure Drop (N/m²)	10	20	30	40	50	60	70	80	90	100
Face Velocity (m/s)	1.07	1.51	1.85	2.13	2.38	2.61	2.82	3.01	3.2	3.37
Nominal Free Area	45%* * Average over louvre depth									
Aerodynamic Coefficient	14.5k									



Acoustic Louvred Doors

- Single and double doors are available in the SL-V300 S louvre range